

Peace River School Division

School Bus Transportation Guide for Parents

Welcome Parents!

This guide is designed to help you and your child understand the important rules and responsibilities of school bus transportation. We're here to make the journey to and from school as safe and smooth as possible!

Items Allowed on the School Bus

Your child can bring small items on the bus, as long as they fit securely under the seat and do not block the aisle or exits. Here are a few examples:

- ✓ Small musical instruments in a secure case (flute, clarinet, trumpet, trombone, etc.)
- ✓ Ice skates with guards & rollerblades (in a durable sports bag)

Items NOT Allowed on the School Bus

For safety reasons, certain items are not permitted on the bus:


- ✗ Skis, Snowboards, Skateboards, Scooters
- ✗ Curling Brooms, Hockey Sticks, Large Musical Instruments (e.g., Guitar, Tuba)
- ✗ Animals, Firearms, Explosives, Flammable Materials

If you're unsure whether an item is allowed, please contact the **Transportation Manager** for approval.

School Bus Rider Rules

To ensure a safe and pleasant trip, students must follow these important guidelines:

- ◆ **Dress appropriately** for the weather in case of delays.
- ◆ **Be at the bus stop 3-5 minutes early** and wait in a safe area.
- ◆ **Board and exit the bus only when it comes to a complete stop.**
- ◆ **Cross the road 3 meters in front of the bus**—only when the driver signals it's safe.
- ◆ **Sit facing forward at all times** in your assigned seat.
- ◆ **Keep hands, head, and objects inside the bus.**
- ◆ **Dispose of trash properly**—never throw it out of the window or leave it on the floor.
- ◆ **Stay quiet and respectful**—no loud or distracting behavior.
- ◆ **Follow all directions given by the bus driver.**

 Any violations or damages caused to the bus **will be reported to the principal.**

Parent/Guardian Responsibilities

Parents play a vital role in ensuring their child's school bus safety:

- ✓ **Supervise your child at the bus stop** and teach them how to get to and from safely.
 - ✓ **Review bus rider rules with your child regularly.**
 - ✓ **Ensure your child is properly registered for the bus** and update the transportation office as needed.
 - ✓ **Inform the transportation office and driver** of any medical or behavioral concerns.
 - ✓ **Make arrangements to meet young children at the bus stop** (especially Kindergarten & Grade 1 students).
 - ✓ **Dress children appropriately** for cold weather conditions.
 - ✓ **Notify the bus driver** if transportation is not needed on a given day.
 - ✓ **Pay for any willful damages** caused by your child.
-

Guest Riders & Special Requests

If your child needs to ride the bus as a guest or be dropped off at a different location, parents must:

- ✓ Request a bus note from the school **at least 24 hours in advance.**
 - ✓ Provide the official bus note to the driver (Handwritten notes are **not** accepted).
-

Inclement Weather Procedures


School buses may be delayed or canceled due to extreme weather. Parents should:

- **Tune into local radio stations** for school bus reports and delays.
- **Check the bus planner website** for real-time updates.
- **Make alternate arrangements** if the bus is delayed or canceled.
- **Ensure children are dressed warmly** for winter conditions.


For **Cancellations, Delays, and Alerts**, visit: www.busplanner.prsd.ab.ca

Parents can also subscribe to notifications for their child's route.

Need Help? Contact Us!

 Peace River School Division Transportation Department

 **Mailing Address:** Box 380, Grimshaw, AB T0H 1W0

 **Phone:** 1-780-624-3601 | Toll-Free: 1-800-816-4711

Together, we make school bus transportation safe and successful for all students!
